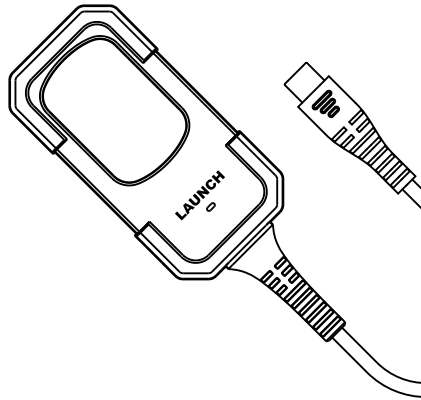
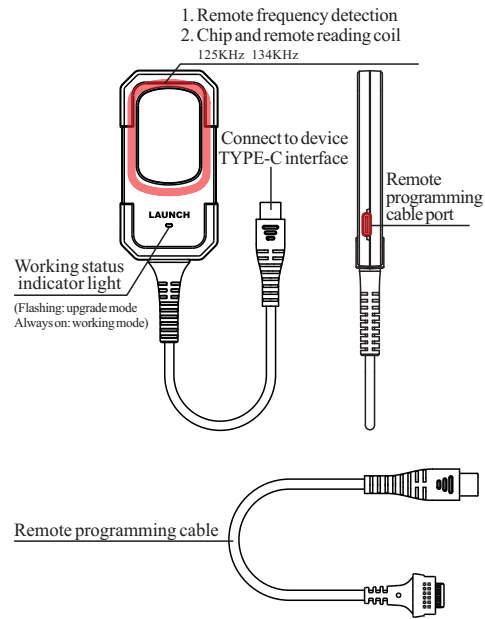


LAUNCH KEY PROGRAMMER USER MANUAL



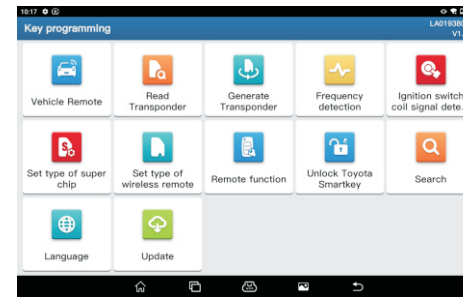
Overview

Working status indicator fire
(Flashing: upgrade mode Always on: working mode)



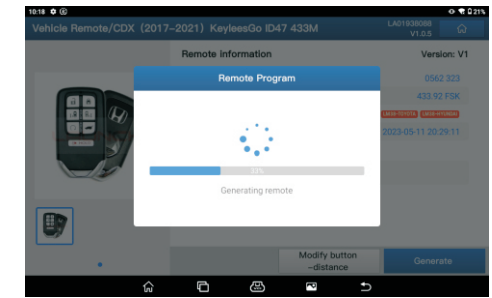
Connection method

Power on: Insert the TYPE-C cable to connect the device.
Power off: Unplug the TYPE-C cable.



Main function 1: Vehicle Remote Program

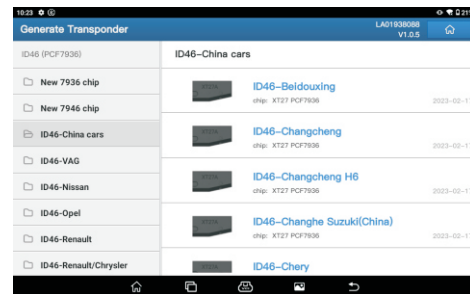
Vehicle Remote Program: Support wire remote, wireless remote and Smart Key program.



正面

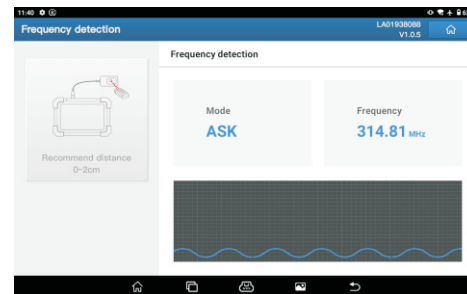
Main function 2: Generate Transponder

Generate Transponder: Support transponder generation.



Main function 3: Frequency Detection

Frequency Detection: Support common car key frequency detection



Warranty And After-Sale Instructions

LAUNCH KEY PROGRAMMER has one year warranty, and it is based on the date on the transaction voucher; If do not have transaction voucher or lost it, the factory date recorded by the manufacturer will prevail.

※ Situations on the below can not get free repairmen

- Damage caused by not following the use instructions.
- Damage caused by repairing or retrofitting in private.
- Damage caused by fall, crash or inappropriate voltage.
- Damage caused by inevitable force.
- Damage caused by using in harsh environment or on the vehicle and ship for a long time; Get main body dirty and worn due to use.

The pictures are for reference only, the actual product shall prevail. Without permission, any individual or organization is prohibited from copying and disseminating any part of this manual in any form and Product improvement. The content of this manual may be changed without prior notice.



LAUNCH KEY PROGRAMMER

反面

名称：客户定制LITE英文说明书
尺寸：285*105mm (折后成品：71.25*105mm)
材质：128g双铜双面印刷